



CHC Hooper Skills Titling Program

Train. Achieve. Celebrate!

Level 4

Silver Skills Title

Handler skills, sequencing, and growing independence

Silver is where handler skills and sequencing truly take centre stage. Teams at this level are refining the art of distance handling — sending the dog ahead with confidence, shaping lines with intention, and maintaining smooth flow through planned sequences. Handlers are learning to deliver clearer information at greater distance, using timing and cue placement to guide the dog's path.

Dogs are showing increased independence, committing to the intended line and staying focused across more complex layouts. They're beginning to hold direction and rhythm without the handler needing to step in or close the gap.

Together, this team is building the core skills that make confident, capable hoopers teams. Earning your Silver title, medal and certificate marks a partnership that's growing stronger, more skilled, and ready for the challenges ahead.

| | |
|---------------------------|--|
| Eligibility | Any dog aged 12 months and older with a CHC Dog ID# |
| Equipment Required | <ul style="list-style-type: none">• 6 hoops• 3 barrels• 1 tunnel |

Training & Recording Environment

- It is recommended that you record all exercises in a low-distraction environment to support your dog's success.
- Your dog should show a willingness to work and remain comfortable throughout the session.

Gear

- A flat collar or harness is acceptable.
- Please remove or secure any dangling tags.
- Choke chains, prong collars, and electronic collars are not permitted in CHC testing.

Test Requirements

- All elements outlined in this test must be completed to earn the CHC Silver Hooper Skills Title.
- Your video must show each exercise separately, clearly, and in full.
- The examiner must be able to see the entire exercise from start to finish.
- If any part of an exercise is incomplete or unclear, it will be marked **NR (Not Quite Ready)**.

Rewards

Rewards — treats, toys, praise — may not be used during exercises (unless stated otherwise) but can be given upon completion of the exercise.

Written Questions

- The written portion of the test is based on the current CHC Rules & Guidelines, available on the CHC website.
- Please review the rules prior to completing the written section to ensure accuracy.



Section 1: Foundation Skills

Forward Commitment

- a) Show your dog driving forward on a **3-obstacle line** while the handler stands **15 ft parallel to the second obstacle**. Obstacles spaced **10–12 ft** apart.
- b) Show your dog driving forward on a **3-obstacle line** while the handler stands **15 ft parallel to the dog's starting position**. Obstacles spaced **10–12 ft** apart.

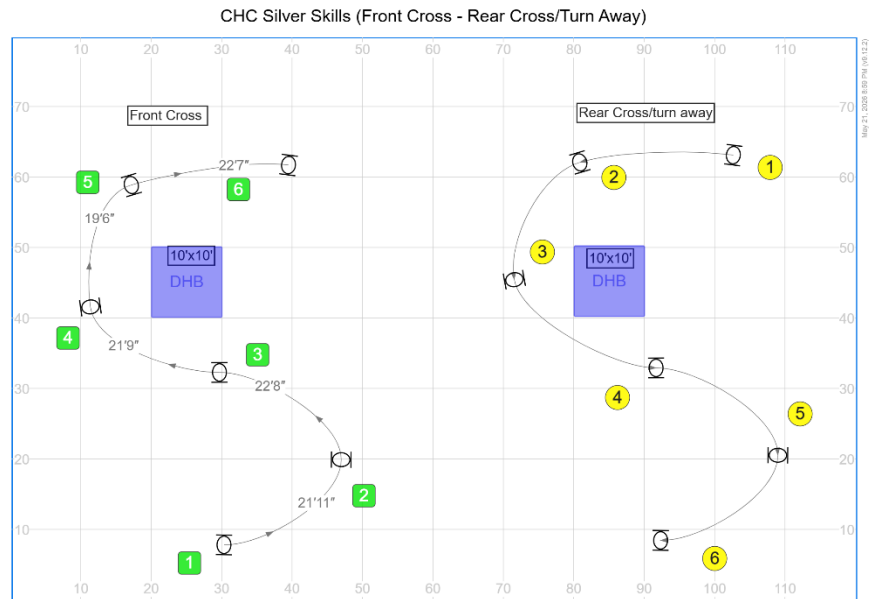
Section 2: Handling and Obstacle Skills

The handler must be inside the box at the moment of the cross or turn away; stepping out before or afterward to finish the exercise is permitted.

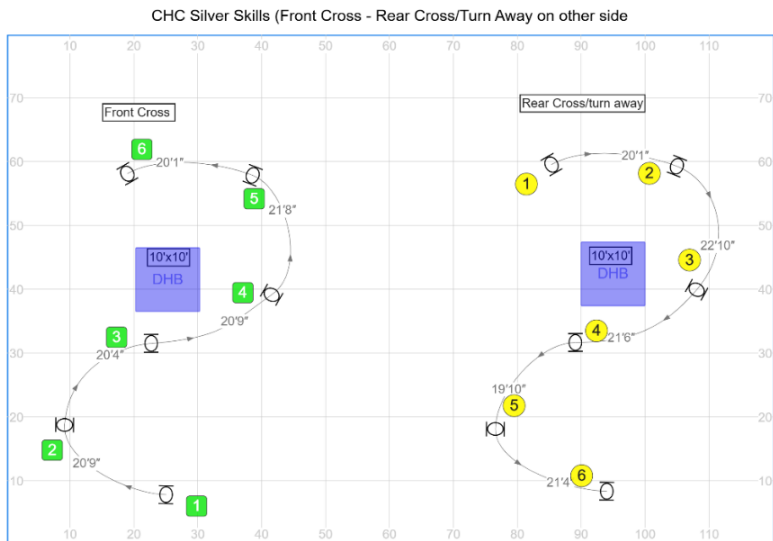
a) Front Cross and Turn Away (Rear Cross)

- Show your dog completing a front cross (green numbers) and a rear cross (yellow numbers) with the 6-hoop 'S' grid.
- Repeat front cross and rear cross on the other side.

Obstacles placed 15 to 20 feet apart



www.smarteragility.com
© Debbie Vassallo CHC

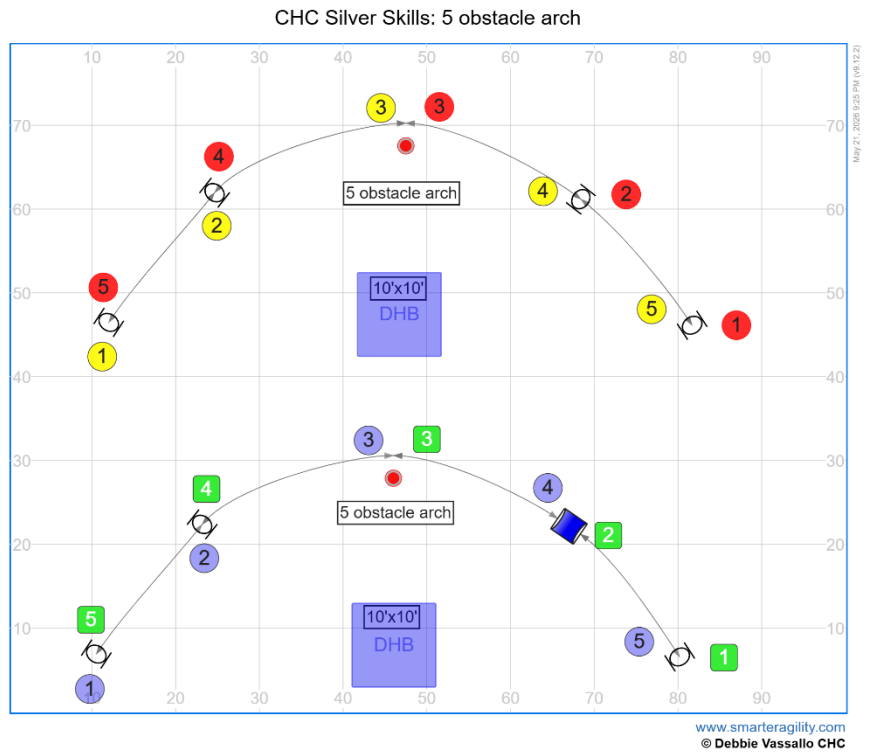


www.smarteragility.com
© Debbie Vassallo CHC



b) 5-Obstacle Arch

- Must show both sides.
- Show your dog completing the arch with a barrel at the top. Handler positioned at least 15 feet parallel to the top obstacle.
- Show your dog completing the arch using a barrel and a tunnel.
- Taking a step out of DHB to help the dog stay on the path is permitted

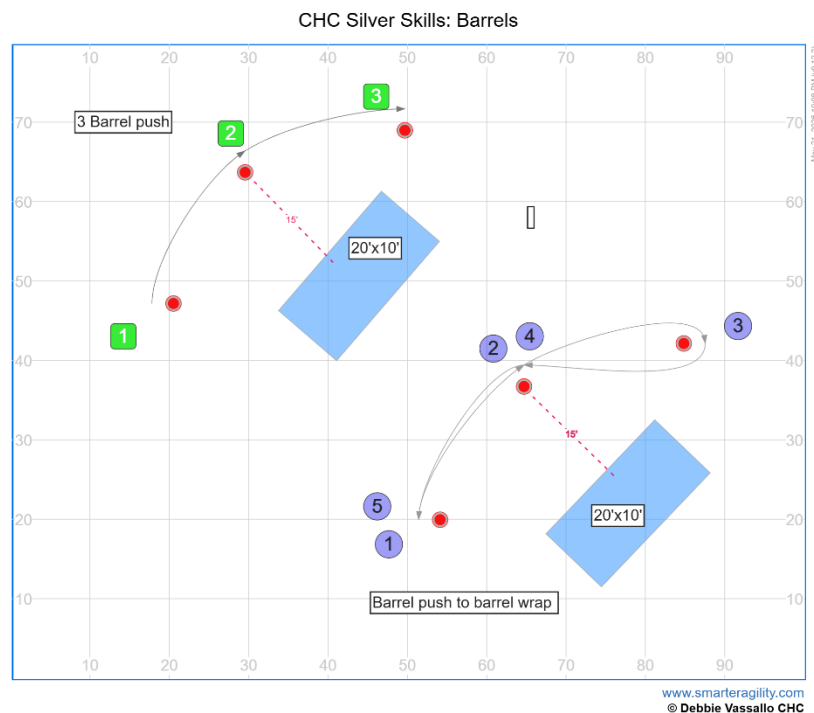


Obstacles to be set 15 – 20ft apart

c) Barrels

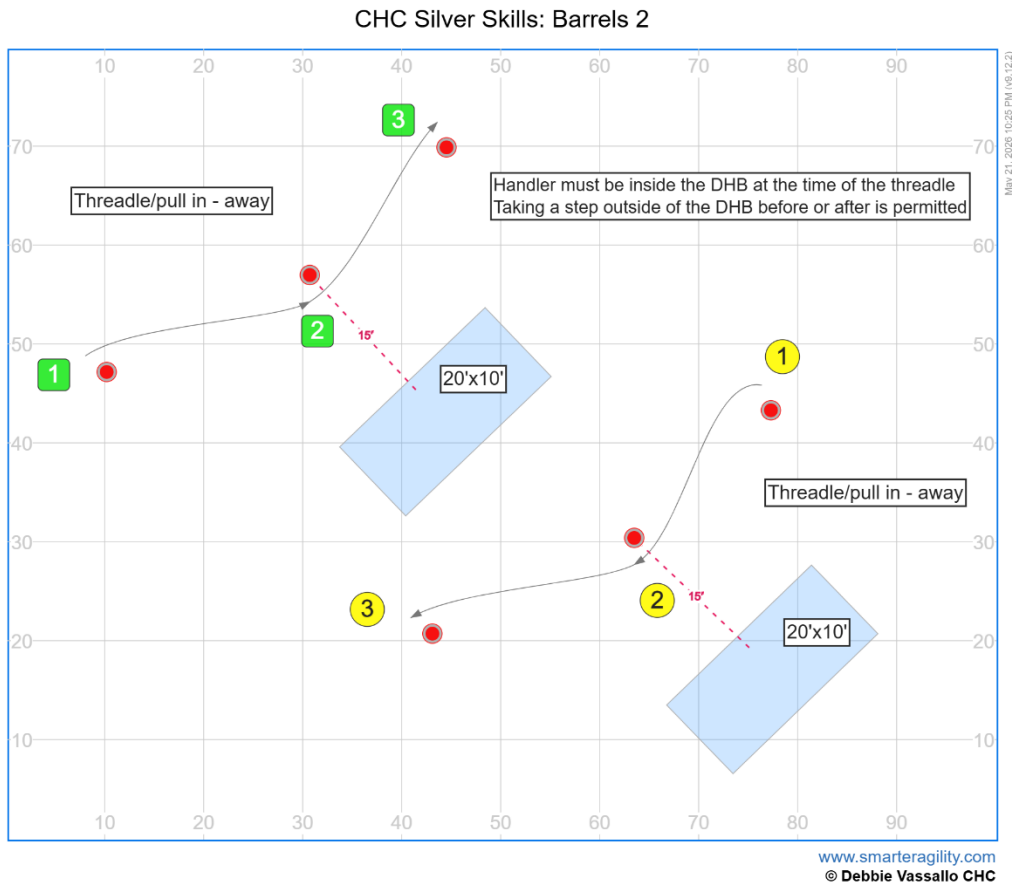
- Show your dog completing a three-barrel push. Handler positioned at least 15 ft from the middle barrel.
- Show your dog completing a barrel push to a barrel wrap (1–5). Must show sequences on the other side.

Barrels placed 15 to 20 feet apart



d) Threadle / In + Away

- Show your dog completing a threadle/pull in + away on three barrels. Handler positioned at least 15 ft from the middle barrel. Barrels placed 15 to 20 feet apart



Section 3: Impulse Control

- a) Show your dog holding a position in front of a 5-obstacle arch while handler walks to the DHB 20 feet from the dog (up to 15-second hold).

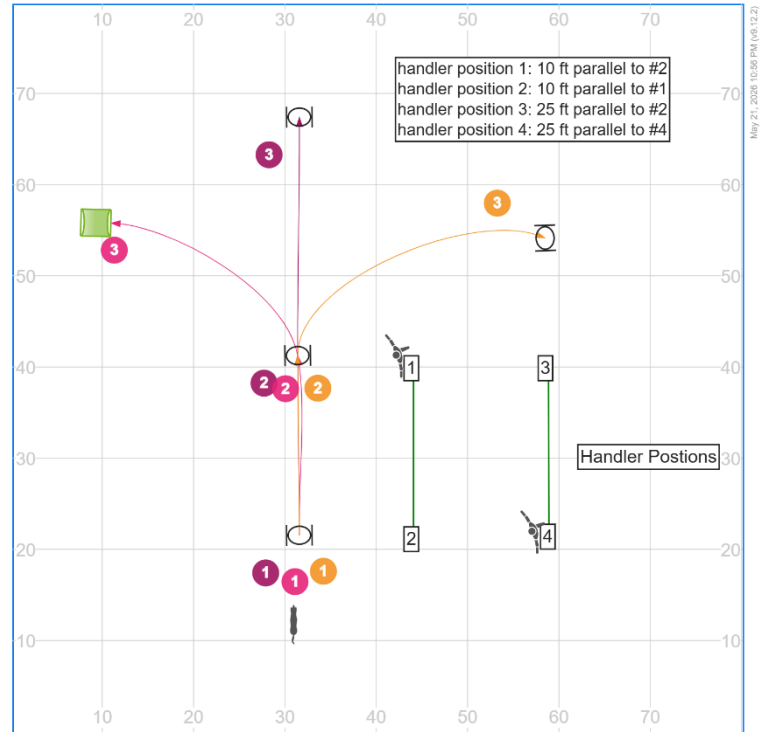


Section 4: Discrimination

a) Show your dog completing Sequence 1 as shown on the map. Show at least handler positions 1 + 2.

- **Obstacles set 15 to 20 feet apart**

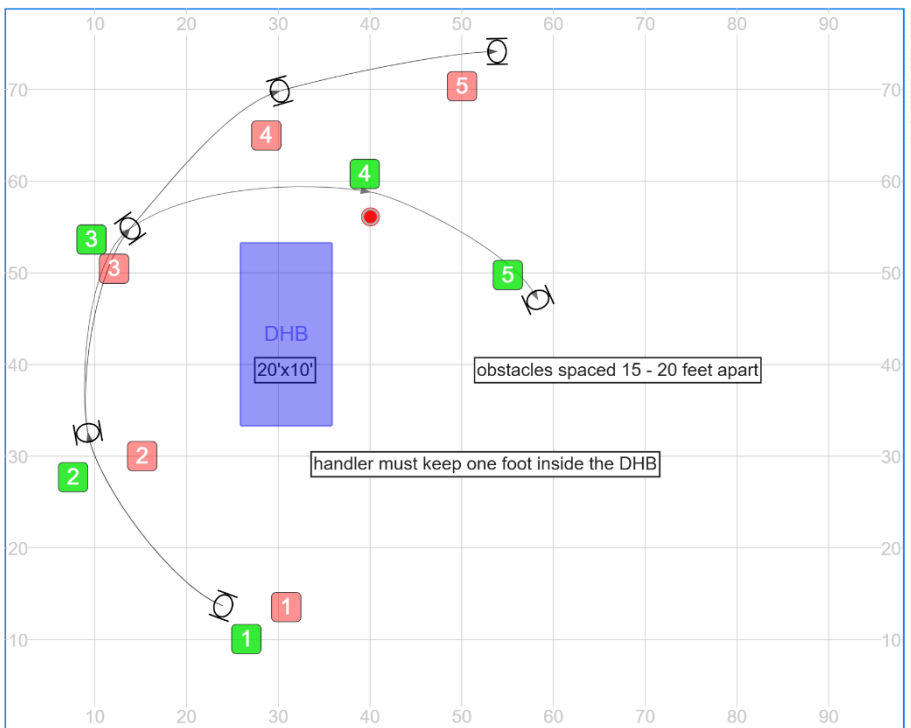
CHC Silver Skills: Discrimination Sequence 1



www.smarteragility.com
 © Debbie Vassallo CHC

b) Must show sequence on the other side.
(handler standing on the left of the sequence)

CHC Silver Skills: Discrimination Sequence 2



www.smarteragility.com
 © Debbie Vassallo CHC

c) Show your dog completing Sequence 2 as shown on the map.
Must show sequence on the other side (R to L). (see map below)

