

## Canine Hoopers of Canada



# CHC Hooper Skills Titling Program

**Train. Achieve. Celebrate!**

Level 3

## Bronze Skills Title

*Line Commitment and Independence*

Bronze is where the pieces truly come together. Building on the confidence and understanding developed in earlier levels, Bronze teams now focus on strengthening the dog's **line commitment** and **independent movement** while the handler remains **stationary**. The handler learns to guide with clear, intentional cues from a fixed position, and the dog learns to hold their line with growing confidence even when the handler is not moving with them.

This level is about developing a working partnership built on clarity and trust: the dog drives forward with purpose, the handler supports from a stable point, and together they begin to flow through short sequences with rhythm and independence. Bronze marks the moment when a team starts to look truly course-ready — where communication, distance skills, and teamwork begin to shine.

Earning your Bronze title, medal and certificate means this team is stepping confidently toward sequencing and competition, with a partnership that's becoming stronger, clearer, and more reliable every session.

### Eligibility

Any dog aged 9 months and older with a CHC Dog ID#

### Equipment Required

- 5 hoops
- 2 barrels



## Training & Recording Environment

- It is recommended that you record all exercises in a low-distraction environment to support your dog's success.
- Your dog should show a willingness to work and remain comfortable throughout the session.

## Gear

- A flat collar or harness is acceptable.
- Please remove or secure any dangling tags.
- Choke chains, prong collars, and electronic collars are not permitted in CHC testing.

## Test Requirements

- All elements outlined in this test must be completed to earn the CHC Bronze Hooper Skills Title.
- Your video must show each exercise separately, clearly, and in full.
- The examiner must be able to see the entire exercise from start to finish.
- If any part of an exercise is incomplete or unclear, it will be marked **NR (Not Quite Ready)**.

## Rewards

Rewards — treats, toys, praise — may not be used during exercises (unless stated otherwise) but can be given upon completion of the exercise.



## Written Questions

- The written portion of the test is based on the current CHC Rules & Guidelines, available on the CHC website.
- Please review the rules prior to completing the written section to ensure accuracy.

### Section 1: Foundation Skills

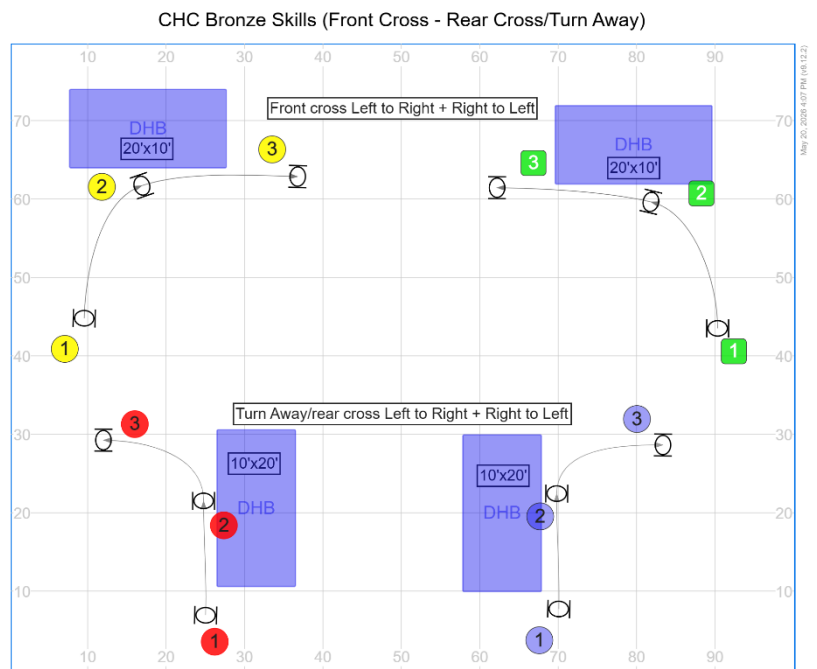
#### Forward Commitment

- a) Show your dog driving forward to a reward placed **5 ft beyond a hoop**, while the handler stands **10 ft parallel to the dog's starting position**. The dog may begin in **any position**.

### Section 2: Handling and Obstacle Skills

*The use of ground targets are permitted for this exercise*

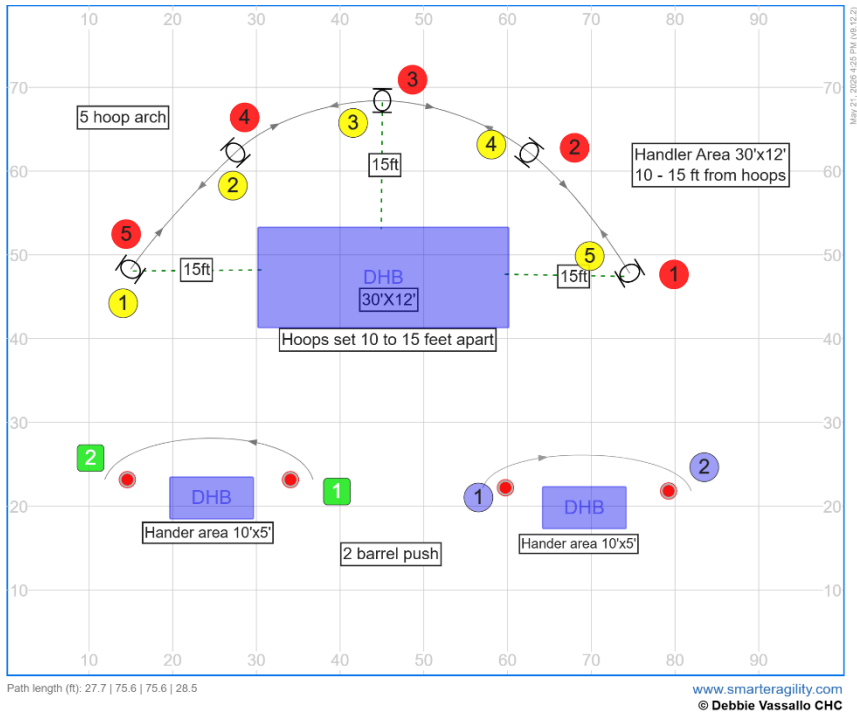
- a) Show you and your dog completing a **Front Cross** on a 3-hoop sequence, from left to right and from right to left.
- b) Show you and your dog completing a **Rear Cross/Turn Away** on a 3-hoop sequence, from left to right and from right to left.



Hoops to be set at least 10 feet apart



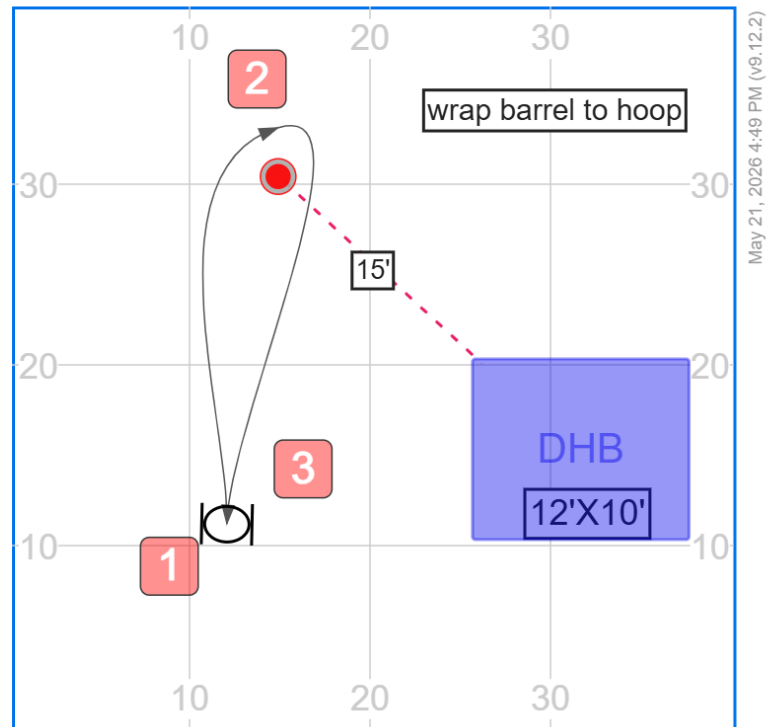
CHC Bronze Skills: 5 hoop arch + 2 Barrel push



- c) Show your dog completing an **arch containing 5 hoops** — hoops must be set 10 to 15 feet apart to allow a smooth, gentle curve for your dog.
- Show in both directions.
- d) Show dog running to the **back of two barrels** spaced at least 15 feet apart.

CHC Skill Test - Bronze

- e) Show dog **wrapping to the outside of a barrel** (hoop – barrel – hoop) with handler 15 ft away from the barrel.



### Section 3: Impulse Control

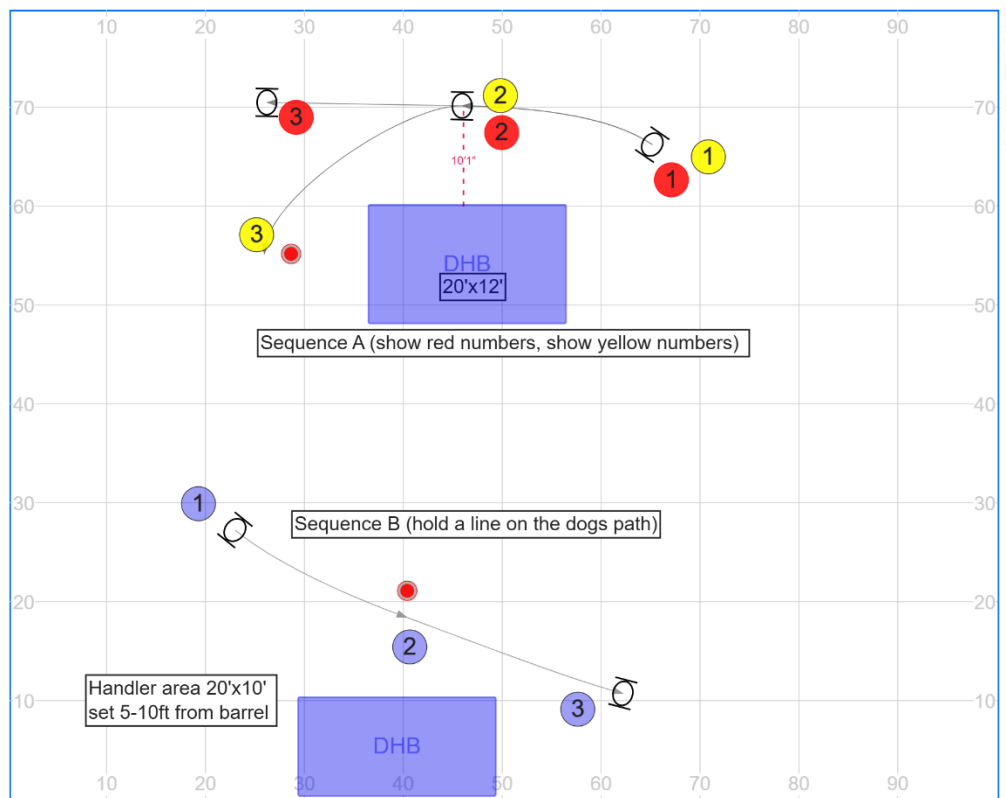
- a) Show dog holding any position in front of a 3-hoop straight grid for 20 seconds, while handler stands 15 feet from the dog

### Section 4: Discrimination

- a) Show Sequence A (handler in the DHB) — show both red and yellow numbers
- b) Show Sequence B (handler in the DHB) — holding a line on the dog's path.

*Hoops should be spaced 10 to 15 feet apart. Handler box should be placed parallel to hoop #2 (5 to 10 feet away).*

CHC Bronze Skills - Sequence A + B



www.smarteragility.com  
© Debbie Vassallo CHC



## Section 5: CHC Written Questions

*To be answered when submitting your video*

1. What is the minimum age a dog can compete in CHC Trials?
2. How does CHC determine size division?
3. What qualifies a dog to enter in the Preferred division?
4. What are the 5 levels of competition in CHC?

**Submit your CHC Bronze Hooper Skills**



© *This document remains the property of Canine Hoopers of Canada.*

*Publishing all or any part without prior permission is prohibited.*